

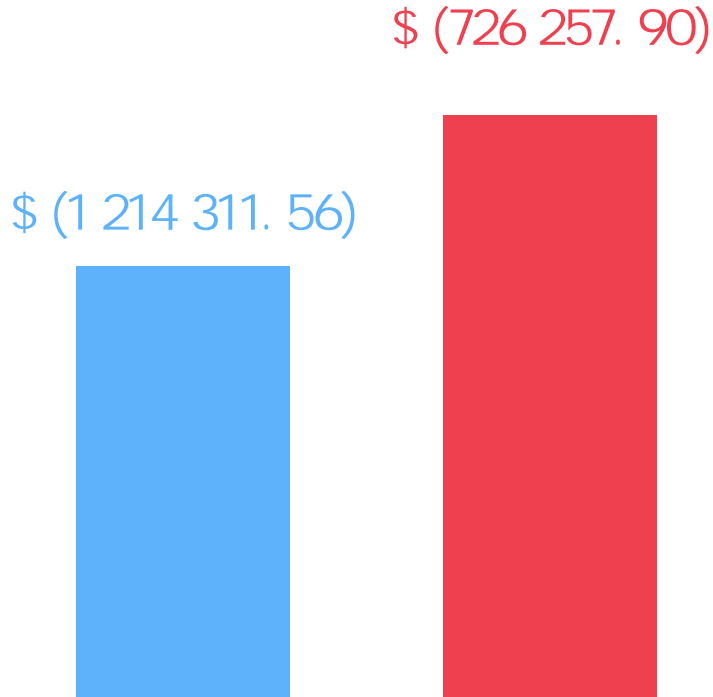


2023 - 2024

Revised Budget


Key departments estimated budget expenses after revision

2023-2024 Overall Budget Difference



VARIANCE HAS BEEN
REDUCED BY

488 053. 67 \$



Total reduced budget expense



What does the difference consists of?

Departmental Breakdown

GERTS


\$ (75 393.47)



ACCOUNTING


BEFORE

\$ (483 960)



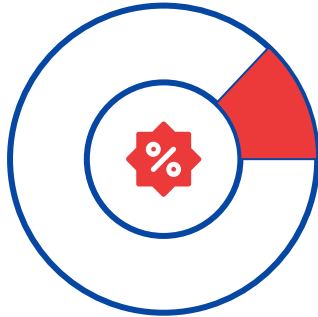
AFTER

\$ (498 050)



KEY INSIGHTS THAT CONSTITUTE THE CHANGE

INCREASE IN SALARIES OF \$16,770
Accounting for miscalculation



of the total reduced budget expense

DIFFERENCE:
OVERALL INCREASE OF
\$ 14 090

GOVERNANCE

HR

\$ (325 546.50)

\$ (362 024)

UEF

BUILDING

KEY INSIGHTS THAT CONSTITUTE THE CHANGE

\$ (625 294.76)

DECREASE IN SALARIES EXPENSES OF 95 820.76\$

DECREASE OF INSURANCE 40 000\$

DECREASE OF CONTRACT SERVICES \$63 000

DECREASE IN MAINTENANCE AND SECURITY FEES OF 20 000\$

\$ (369 730)

EVENTS

BEFORE

\$ (223 099.95)

AFTER

\$ (121 317. 60)

KEY INSIGHTS THAT CONSTITUTE THE CHANGE
REVENUE:

INCREASE OF RENTAL REVENUE OF 48 600\$

EXPENSES:


DECREASE IN SALARIES EXPENSES OF
64,279\$

DECREASE IN COST OF GOODS OF 34 932\$

GENERAL ADMIN



BEFORE

\$ (752 316)



AFTER

\$ (882 909)



of the total reduced budget expense

KEY INSIGHTS THAT CONSTITUTE THE CHANGE

- INCREASE OF PROFESSIONAL FEES AND INSURANCE OF 159 900\$
- INCREASE IN MEMBERSHIP/TRAINING OF 9600\$
- INCREASE IN PAYROLL CHARGES 10 734\$
- DECREASE OF SALARIES OF 34 782\$
- DECREASE OF CONTRACT FINANCIAL SERVICES OF 28 200\$

DIFFERENCE:
OVERALL INCREASE OF
\$130 593

COMMUNICATION

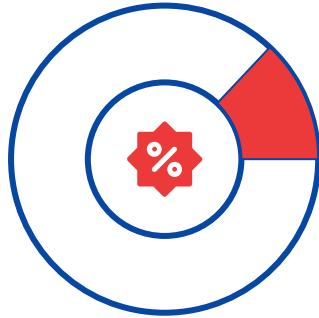

BEFORE

\$ (420 962.72)



AFTER

\$ (348 545)



of the total reduced budget expense

KEY INSIGHTS THAT CONSTITUTE THE CHANGE

DECREASE IN SALARIES EXPENSES OF 48 272\$

Unhired casual sta

DECREASE IN ADS & PROMOTIONS OF 4963\$


DECREASE IN PRINTING OF 11 898\$

DIFFERENCE:

OVERALL DECREASE OF

\$72 418

SUMMARY OF
PERCENTAGES
THAT
CONSTITUTE
THE
DIFFERENCE



SUMMARY / KEY POINTS

SOME KEY TRENDS ACROSS DEPARTMENTS THAT HAVE CONTRIBUTED TO THE OVERALL DECREASED BUDGET EXPENSE



Largest component of expenses
Hiring Freeze



Cleaning
Security
Other Third Parties



Merch
Promotional materials
Food
Materials and supplies



Thank you!
Any Questions?

Brought to you by,
fincom@ssmu.ca

Please provide feedback on this presentation!